


Processing Out

UNIT: GOING VIRAL! LESSON 3: TOWN HALL MEETING *Activity 3D: The Big Picture*

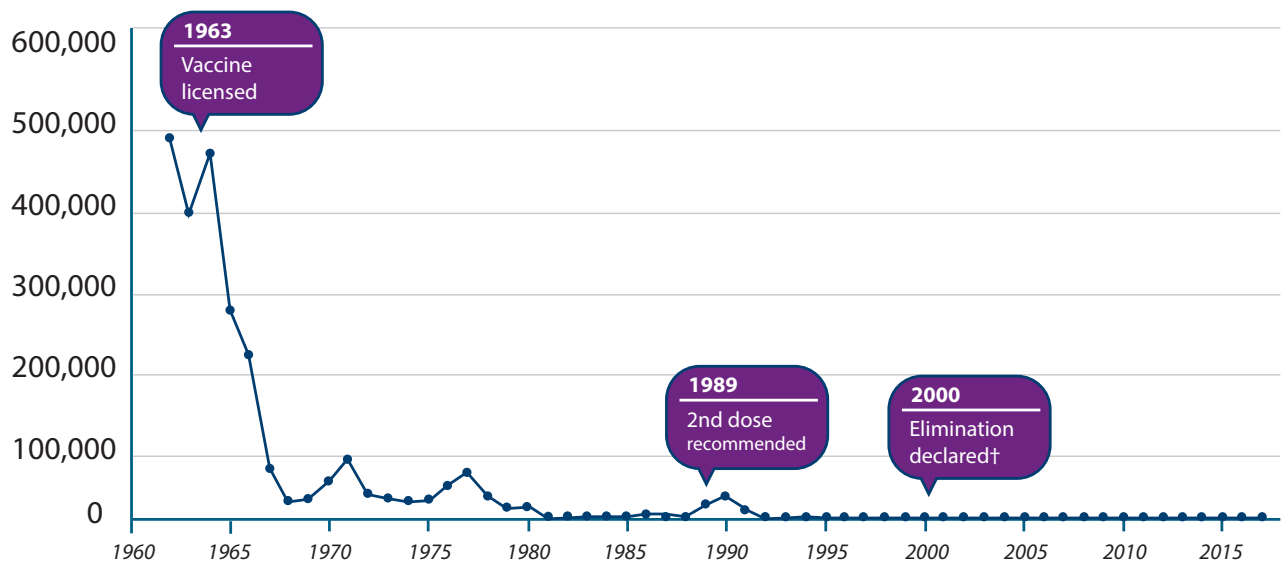


TEXAS BIOMEDICAL
RESEARCH INSTITUTE
HEALTH STARTS WITH SCIENCE

Part 1:

Study the graph below of a specific disease with an available vaccine. This graph shows the number of cases over time from 1962-2017

Number of Cases of a Specific Disease in the United States from 1962-2017



Point out three observations from the graph

MIDDLE & HIGH SCHOOL LEVEL


Teacher Enrichment Initiatives (TEI) | NIH SEPA | ©2026 | TxBiomed.org
NIH SEPA Project #1R25GM142021-01A1 | Some graphic elements courtesy of [Freepik](https://www.freepik.com)

Processing Out

UNIT: GOING VIRAL!

LESSON 3: TOWN HALL MEETING

Activity 3D: The Big Picture




Part 2:

A table below is providing of recent cases of the same disease from 2020-2025

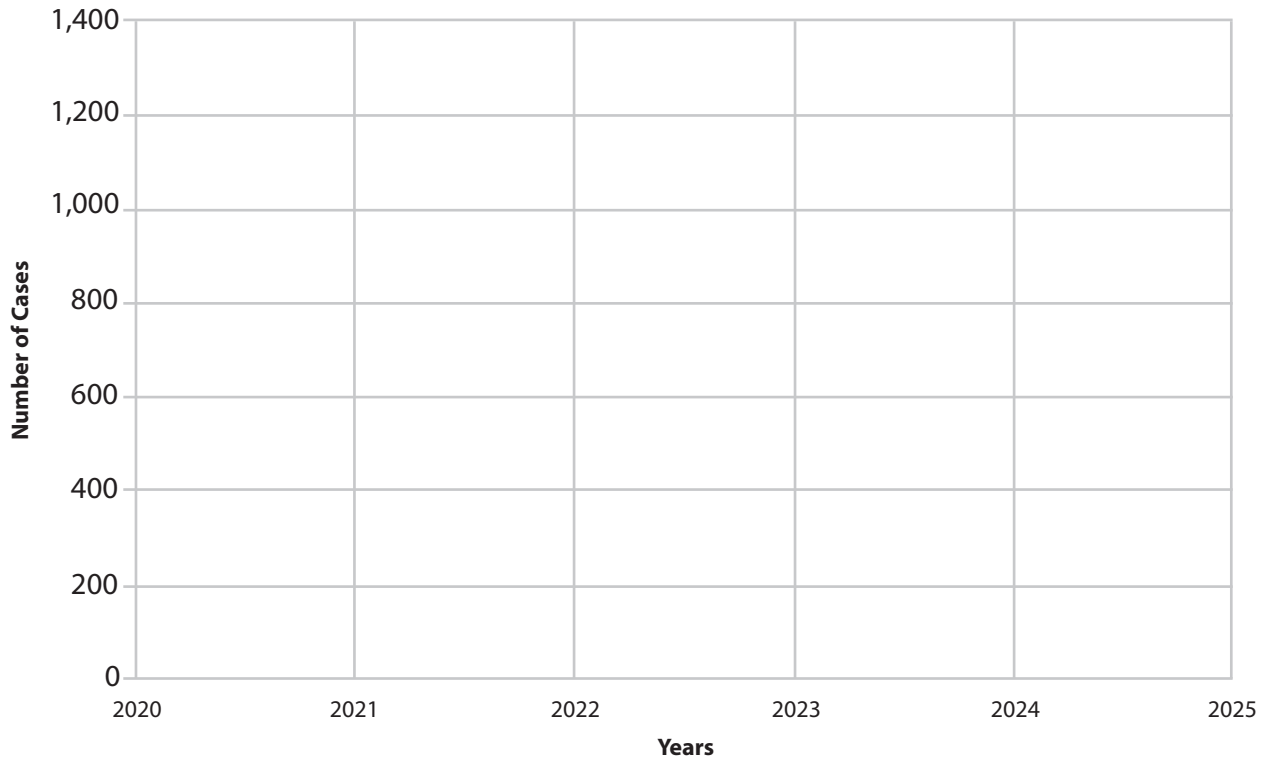
Year	Number of Cases
2020	13
2021	49
2022	121
2023	59
2024	285
2025	1288

Processing Out

UNIT: GOING VIRAL! LESSON 3: TOWN HALL MEETING *Activity 3D: The Big Picture*



Using the table below, plot the point on the graph




After evaluating the trend, make a prediction of the number of cases for the year 2030. Make sure to use data from the graph/table to justify your prediction.

UNIT: GOING VIRAL!

LESSON 3: TOWN HALL MEETING

Activity 3D: The Big Picture



Part 3: Reflection

The specific disease above shows the reported cases of Measles in the United States.

The vaccine for Measles, Mumps, and Rubella (MMR) is required for children entering childcare or starting school. There is a lack of consistency between federal and state laws regarding vaccine protocols. The [ACIP](#) recommends that all states require these groups to be up to date on the MMR vaccine.” ([CDC, Measles](#))

Cases have recently been increasing in the United States. Using what you have learned from being a research assistant, consider factors that may contribute to cases of measles. Choose from the following and write a hypothesis as to how this variable may impact cases of measles. Use scientific evidence from previous activities (A, B, and/or C) to support your hypothesis. Keep in mind not all evidence will support every hypothesis.

- › Higher populations
- › Medical concerns
- › Cost of vaccines
- › Lower vaccination rates
- › Side effect concerns
- › Increased travel
